

## Doppia II A 9075



## TECHNICAL SPECIFICATIONS

<b>Frequency Response</b>	(-10 dB) (±3 dB)	60.5Hz ÷ 19.7kHz 77Hz ÷ 18.9kHz
<b>Average Dispersion</b>		
500Hz ÷ 10kHz		100° x 90° (HxV)
>5 kHz		90° x 80° (HxV)
500Hz ÷ 4kHz		100° x 100° (HxV)
<b>Impedance (ohms)</b>		
Low (min)	8	(8.5 @ 187Hz)
Mid (min)	8	(8 @ 262Hz )
Hi (min)	16	(10.8 @ 5450Hz)
<b>Max Sensitivity (dBSPL 1W 1m)</b>		
Low	102	(Full-space)
	105	(Half-space)
Mid	107	
Hi	109,5	
<b>Power - Watts AES</b>	<b>Cont.</b>	<b>Peak</b>
Low	400	1600
Mid	300	1200
High	150	600
<b>Max Output Level (calculated)</b>	<b>Cont.</b>	<b>Peak</b>
Low	128	134 (Full-space)
	131	137 (Half-space)
Mid	132	138
High	131	137
<b>Loudspeakers and Loading</b>		
LF:	2x12" Hybrid loading Vented Box.	
MF:	1x10" Wave Guide loaded.	
HF:	1x2" Exit (3" diaphragm), Horn loaded.	

## PHYSICAL PROPERTIES

<b>Product type</b>	Compact wide-range loudspeaker system: three-ways (two-way for "P" version)/four-speakers, high power, short/medium throw, assisted by dedicated active control unit.
<b>Enclosure Material and Finish</b>	Trapezoid enclosure in 15 mm. Plywood with internal bracing, rounded corners and integral handles. Scratchproof paint.
<b>Standard accessories</b>	Fast Hanger hanging system, six handles, Neutrik Speakon NL8Fc connector (NL4FC P version), ready to be fitted with trolley.
<b>Protection</b>	Electronic, only when the dedicated Outline processors are used with limiter functions. HF: 40 mF capacitor
<b>Optional accessories</b>	Outline Genius6 dedicated active control unit, Doppia "Trolley", "Shower Cap", "UNIFLY" modular flying hardware.
<b>Connectors</b>	2xNL8 Speakon in parallel: LF Pin 1+ pos; Pin 1- neg MF Pin 3+ pos; Pin 3- neg HF Pin 4+ pos; Pin 4- neg
<b>(Passive Version)</b>	2xNL4 Speakon in parallel: LF Pin 1+ pos; Pin 1- neg MF/HF Pin 2+ pos; Pin 2- neg
<b>Weight (Kg)</b>	
Net (gross)	55 (62)
<b>Dimensions (cm)</b>	
Height (with packing)	74 (82)
Width (with packing)	55 (63)
Depth (with packing)	60 (67)

## FEATURES

- Compact powerful (138dB peak SPL@ 1 m) enclosure for bi/tri-amping, with two 12" (LF) woofers in hybrid reflex/band-pass configuration, a 10" (MF) midrange and a driver compression 3" diaphragm (HF), both horn loaded; ferrofluid cooled HF section voice coil.
- Modular system with interchangeable components for the utmost flexibility to satisfy different acoustic coverage requirements. Can be used along with other units of the same type in array configuration.
- Biamping or triamping and control via dedicated digital processor.

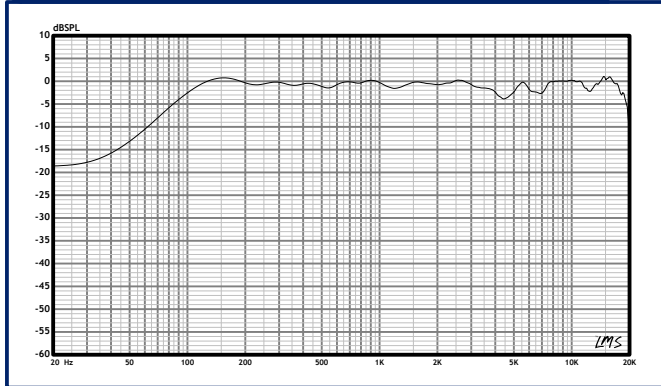
Also available in "P" version with built-in crossover for passive biamping of the MF and HF sections, consequently saving an amplifier compared with the triamped "A" version.

Cabinet reinforced internally for the utmost sturdiness, eliminating coloration due to resonance. Equipped with Outline's proprietary "Fast Hanger" system for fast reasonably priced flying.

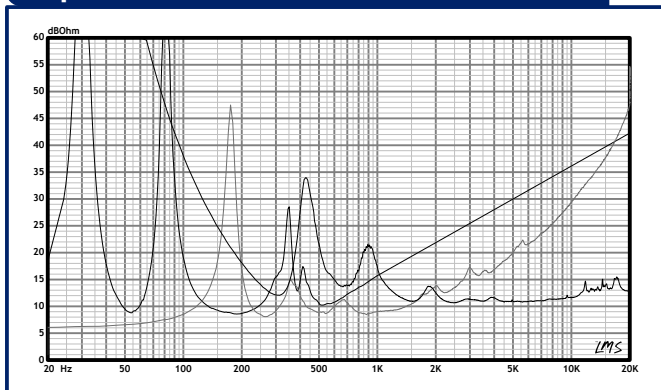
## APPLICATIONS

- Medium/short throw system. A few units are ideal for live use in no-nonsense applications at medium sized concerts, for groups, bands and orchestras.
- Permanent high quality installations in theatres, clubs, indoor sports arenas, ideal for use along with Outline subwoofers for further extension of the low end and therefore an increase in dynamics.

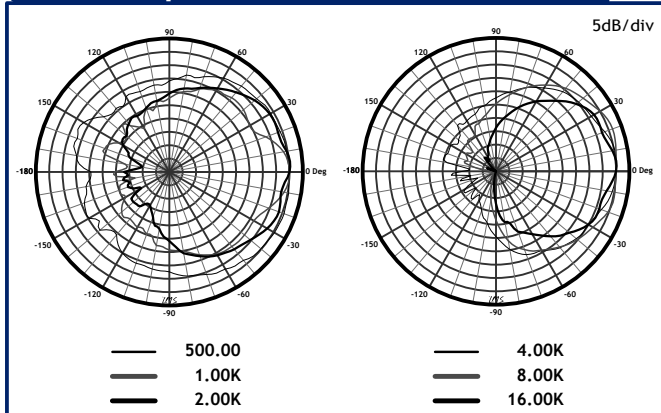
## frequency response



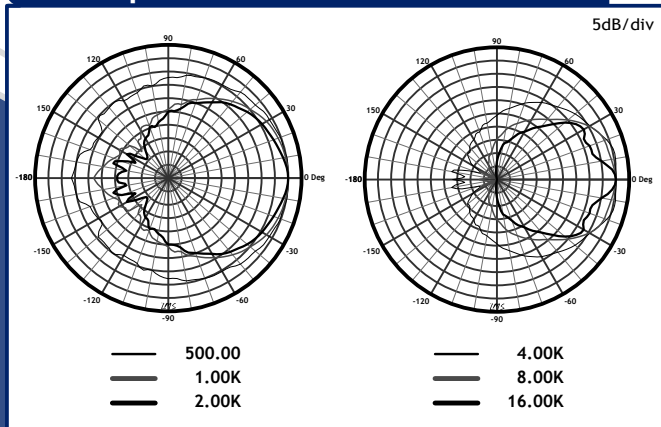
## impedance



## horizontal polars

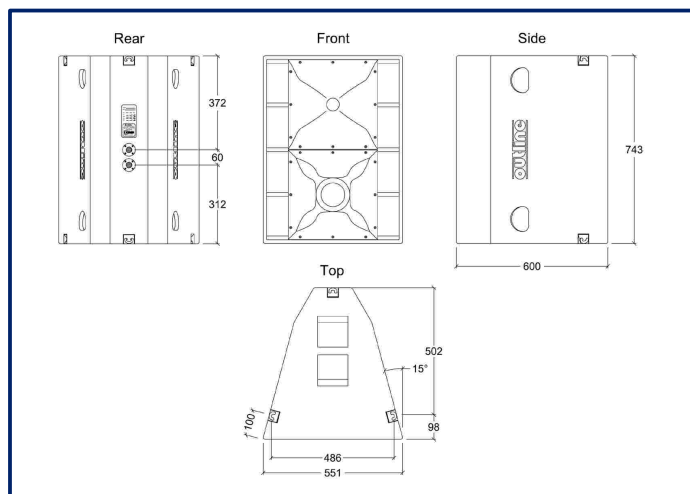


## vertical polars



## DESCRIPTION

Professional full range 3-way loudspeaker system, in version "A" for triamping or version "P" for biamping with passive low-loss crossover built in for the mid/high frequency section. Comprises a low frequency section using two 12" loudspeakers in hybrid reflex/band-pass configuration, a mid section with a high efficiency 10" loudspeaker loaded by a symmetric wave guide with a square mouth and low compression ratio and low distortion and lastly, a high frequency section using a compression driver with a 2" throat and 3" titanium diaphragm with overload protection, loaded by an asymmetric controlled directivity horn which also has a square mouth and can be turned through 90° on its axis inside the cabinet. This unusual feature enables to change the HF section's dispersion characteristics between the horizontal and vertical plane to better suit the area to be covered. The horn and wave guide are built in sturdy fiberglass with perfectly compatible dimensions and mounting system, in order to make them physically interchangeable modules and able to be used in together in the same cabinet to obtain very varied acoustic combinations in the event of using numerous enclosures of the same type in array configuration. In fact, it's possible to use the enclosure mounted vertically or horizontally on its own or in multiples with great adaptability to different application conditions. The acoustic and mechanical solutions adopted enable to obtain a useable reproduced bandwidth starting right from the low frequencies up to the very high frequencies (60.5Hz±19.7kHz at -10dB) with a great linearity of just +/-3dB from 77Hz to 18.9kHz, enabling it to be used indoors for the reproduction of sufficient low frequencies for many types of applications, including music, without any need for additional subwoofers. Another sign of its quality is the phase response of +/-50° from 400Hz to 20kHz. When triamplified, hung in full space, according to AES standards, and driven with 1W at rated impedance, the system has high sensitivity for the low section 102dB SPL at 1m, 107dB SPL at 1m for the mid section and over 109dB SPL at 1m for the HF section. Driven at maximum peak power in the same acoustic conditions, each section is able to produce a maximum peak sound pressure of 134dB SPL with 1600 Watt, 138dB SPL with 1200Watts and 137dB SPL at 1m with 600Watts respectively, whereas at the respective minimum impedance (8.5 Ohms, 8 Ohms and 10.8 Ohms), they're able to handle 400, 300 and 150 Watts (continuous) AES. With the system standing on the floor in 2π configuration, the low section's values will increase by 3dB SPL with the same power applied, rising to 105dB SPL 1W/1m and 137dB SPL peak at full power at 1m. Average dispersion from 500Hz to 4kHz is 100° horizontal and 100° vertical for short and medium throw applications. The cabinet is trapezoid with twin raking; it has 6 sides and is built in high quality 15mm. Baltic plywood, strengthened by the complex internal structure forming the "chambers" necessary for the low frequency section plus suitably positioned internal bracing to eliminate any resonance of the cabinet's sides. The black outer finish is in high quality scratch-resistant paint. The connectors are two Neutrik Speakon NL8 whose contacts are interconnected to facilitate driving two enclosures in parallel. Contacts 1+ and 1- are for the low section, 2+ and 2- in parallel on the same low section, 3+ and 3- the mid section, whereas 4+ and 4- are for the high frequency section. The cabinet has 6 fast flying points, interconnected by internal steel bars which make it "load bearing". This proprietary Outline system, the "Fast Hanger", makes vertical or horizontal hanging of numerous units simultaneously extremely easy and reliable, by using the appropriate optional accessories. The front of the enclosure has recessed sockets for fitting an optional trolley, for handling and protecting the fibreglass wave guides during transport. The trolley is equipped with long-life smooth running wheels for easy movement even on rather rough ground. Four recessed integrated handles in the side panels of the cabinet are used for a positive grip during handling. Plus, on the enclosure's top and bottom panels there are 2 large handles (also recessed), to facilitate turning the boxes into working position after transport and vice versa. The market name of the enclosure is DOPPIA II A 9075 (DOPPIA II P 9075 for the passive version).



loudspeakers

# Doppia II A 9075

# outline

Via L. da Vinci, 56 - 25020 Flero (Brescia) Italy  
 tel. +39 030 3581351 - fax +39 030 3580431  
 www.outline.it - e-mail: info@outline.it